

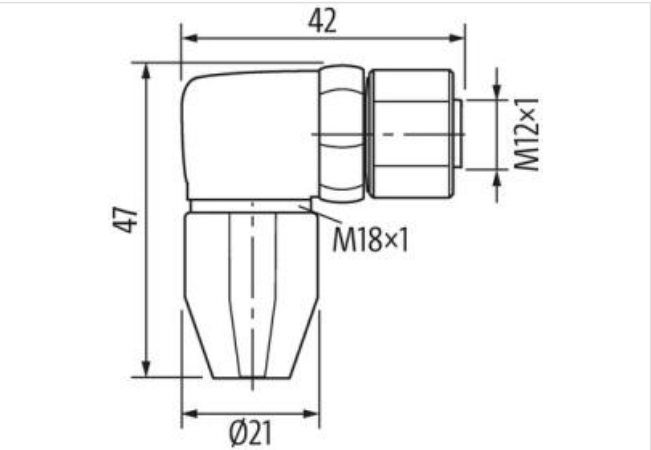
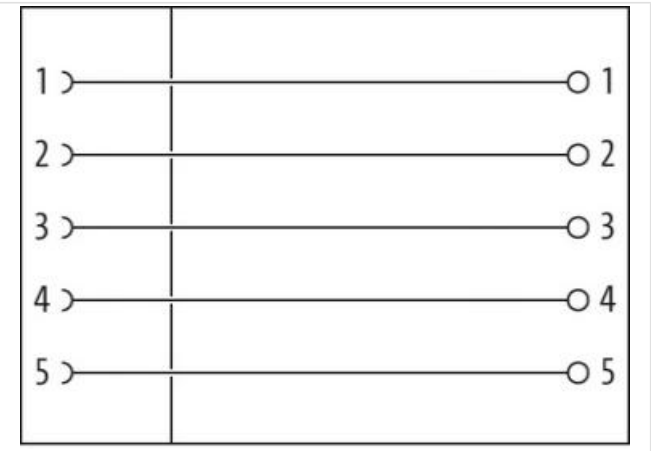
M12 female 90° A-cod. screw terminal F&B Pro

5-pol., 0,25 - 1,0mm², 3,5 - 6mm

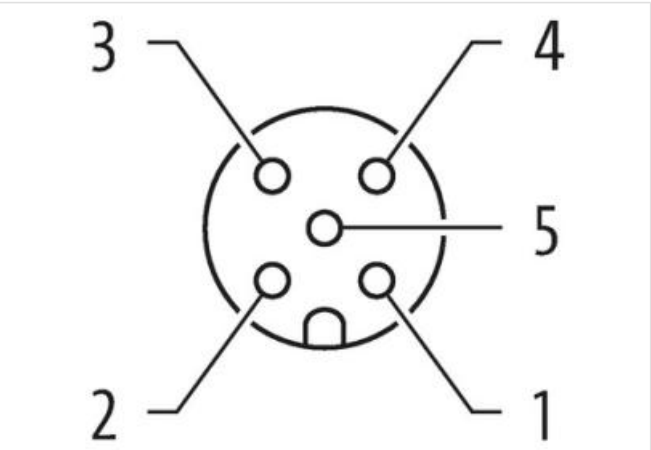
M12 F&B Pro
Female 90°
4-pole
Screw terminals
The resistance to aggressive media should be individually tested for your application. Further details on request.

Link to Product

Illustration



Product may differ from Image



Side 1	
Family construction form	M12
Degree of protection (EN IEC 60529)	IP65, IP67, IP68, IP69K
Commercial data	
ECLASS-6.0	27279221

ECLASS-7.0	27440104
ECLASS-8.0	27440104
ECLASS-9.0	27440102
ECLASS-10.1	27440102
ECLASS-11.1	27440102
ECLASS-12.0	27440116
ETIM-5.0	EC002635
customs tariff number	85366990
GTIN	4048879804615
Packaging unit	1

Electrical data | Supply

Operating voltage AC max.	60 V
Operating voltage DC max.	60 V
Current operating per contact max.	4 A

Installation

Connection cross section min.	0,25 mm ²
Connection cross section max.	1 mm ²

Installation | Connection

Tightening torque	0,6 Nm
Mounting set	M12 x 1
Width across flats	SW19

Device protection | Electrical

Additional condition protection degree	inserted, screwed
--	-------------------

Mechanical data | Material data

Material gasket	EPDM
Material housing	PA
Locking material	Stainless steel

Mechanical data | Mounting data

Mounting method	Schraubgewinde
Clamping range min.	3,5 mm
Clamping range max.	6 mm

Environmental characteristics | Climatic

Operating temperature min.	-25 °C
Operating temperature max.	100 °C

Important installation notes

Note on strain relief	Protect the connectors by suitable measures from mechanical loads, e.g. by the usage of cable ties.
Note on bending radius	Attention: Observe the permissible bending radii when laying cables, as the IP protection class can be endangered by excessive bending forces.