

Valve plug MDC06-4s / MDC06-4s

PUR / PVC 2x1.5+1x2x0.5 sw 2.5m

Xtreme - Outdoor

Male straight – male straight

The resistance to aggressive media should be individually tested for your application. Further details on request.

Further cable lengths on request.

6 ... 32 V AC/DC

4-pole

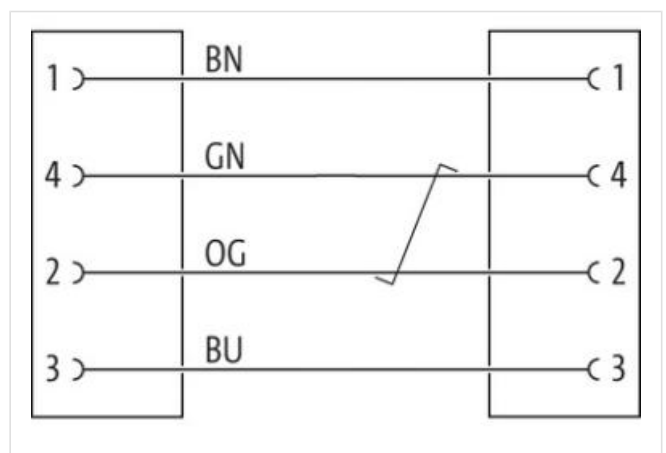
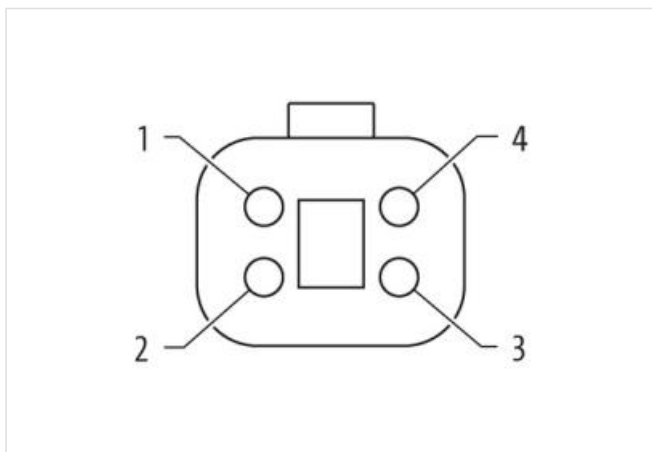
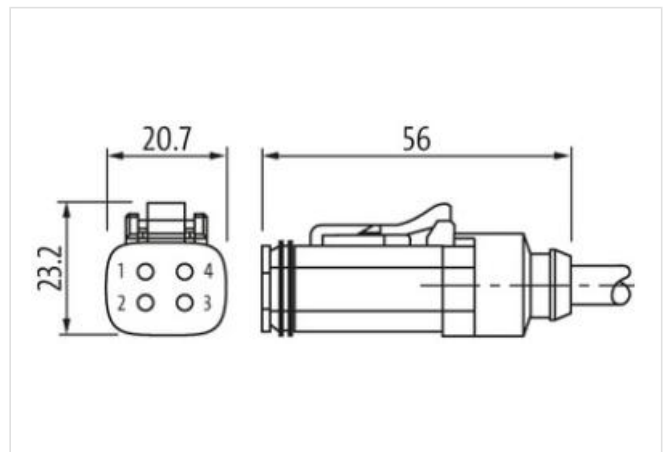

without components

with cable sleeves

Compatible with:

Deutsch DT06-4S

Plastic housings with good resistance against chemicals and oils.

[Link to Product](#)**Illustration**

Product may differ from Image



Cable length 2,5 m

Side 1

Mounting method	inserted
Coating contact	nickel plated
Family construction form	MDC
suitable for corrugated tube (internal Ø)	13 mm
Material contact	Copper alloy
No. of poles	4

Side 2

Mounting method	inserted
Coating contact	nickel plated
Family construction form	MDC
suitable for corrugated tube (internal Ø)	13 mm
No. of poles	4

Commercial data

ECLASS-6.0	27279218
ECLASS-6.1	27279218
ECLASS-7.0	27279218
ECLASS-8.0	27279218
ECLASS-9.0	27060312
ECLASS-10.1	27060312
ECLASS-11.1	27060312
ECLASS-12.0	27060312
ETIM-5.0	EC001855
customs tariff number	85444290
GTIN	4065909007853
Packaging unit	1

Electrical data | Supply

Operating voltage AC min.	6 V
Operating voltage AC max.	32 V
Operating voltage DC min.	6 V
Operating voltage DC max.	32 V
Current operating per contact max.	4 A

Diagnostics

Status indication LED	no
-----------------------	----

Installation | Connection

Family construction form	Amphenol AT06-4S
--------------------------	------------------

Device protection | Electrical

Degree of protection (EN IEC 60529)	IP68, IP66K, IP69K
Additional condition protection degree	inserted
Pollution Degree	2
Rated surge voltage	0,8 kV
Material group (IEC 60664-1)	III
Additional suppressor	without components

Mechanical data | Material data

Material gasket	Silicon
Material housing	PA

Mechanical data | Mounting data

Looking techniques	Snap-in connector
--------------------	-------------------

Environmental characteristics | Climatic

Operating temperature min.	-25 °C
Operating temperature max.	85 °C
Additional condition temperature range	depending on cable quality

Important installation notes

Note on strain relief	Protect the connectors by suitable measures from mechanical loads, e.g. by the usage of cable ties.
Note on bending radius	Attention: Observe the permissible bending radii when laying cables, as the IP protection class can be endangered by excessive bending forces.

Installation | Cable

Cable identification	260
Jacket Color	yellow
Amount stranding	1
Stranding	2 wires twisted
Amount stranding (type 2)	1
Stranding (type 2)	2 wires with Stranding combination twisted
Filler	yes
wire arrangement	brown, blue, gray, pink, white, black
Cable weight	99 g/m
Material jacket	PUR
Freedom from ingredients (jacket)	lead-free, cadmium-free, CFC-free
Outer-diameter (jacket)	8,8 mm
Tolerance outer diameter (sheath)	± 5 %
Material inner jacket	PVC
Color (inner jacket)	black
Material wire insulation	PVC
Amount wires	2
Outer diameter insulation	2,25 mm
Outer diameter tolerance core insulation	± 5 %
Ingredient freeness wire insulation	lead-free, CFC-free
Amount strands (wire)	84
Diameter of single wires	0,15 mm
Conductor crosssection (wire)	1,5 mm ²
Material conductor wire	Stranded copper wire, bare
Conductor type (wire)	strand class 6
Material wire insulation (Data)	PP
Outer diameter wire insulation (Data)	2 mm
Tolerance outer diameter wire insulation (data)	± 5 %
Ingredient freeness wire insulation (Data)	lead-free, CFC-free, halogen-free
Amount wires (Data)	2
Amount strands wire (Data)	16
Diameter of single wires (Data)	0,2 mm
Conductor crosssection wire (Data)	0,5 mm ²
Material conductor wire (Data)	Stranded copper wire, bare
Wire conductor type (Data)	Strand class 5
No. of bending cycles (C-track)	5 Mio.
Traversing distance (C-track)	5 m horizontal
Travel speed (C-track)	3,3 m/s
Nominal voltage AC max.	60 V
Current load capacity (standard)	to DIN VDE 0298-4
Current load capacity min. wire	14,4 A
Current load capacity min. Wire (Data)	7,2 A
Electrical resistance line constant wire	13,3 Ω/km @ 20 °C
Electrical resistance coating wire (Data)	40,1 Ω/km
AC withstand voltage (wire - wire)	1 kV @ 60 s

Min. operating temperature (static)	-40 °C
Max. operating temperature (fixed)	80 °C
Operating temperature min. (dynamic)	-5 °C
Operating temperature max. (dynamic)	80 °C
Flame resistance	IEC 60332-2-2 UL 1581 § 1100 FT2 UL 1581 § 1090
chemical resistance	Good, application-related testing
Gasoline resistance	Good, application-related testing
Oil resistance	DIN EN 60811-404 Good, application-related testing
Bending radius (installation)	x Outer diameter
Bending radius (fixed)	x Outer diameter
Bending radius (dynamic)	10 x Outer diameter
No. of torsion cycles	Mio.
Torsion speed	cycles/min