

M12 female 0° A-cod. with cable

RADOX EM 104 4x0.34 shielded bk 0.5m

DeviceNet, CANopen

Female straight

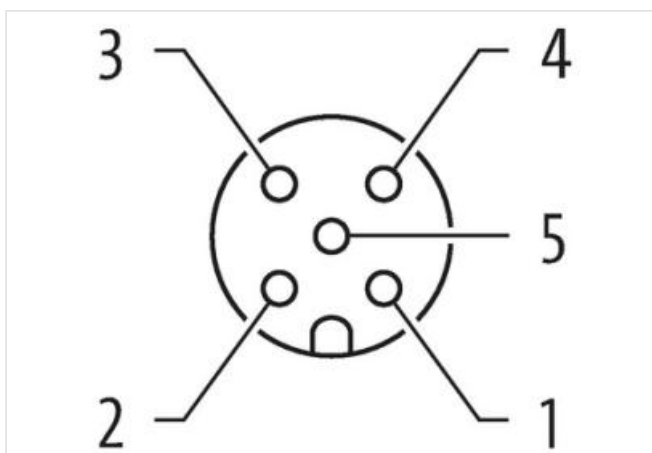
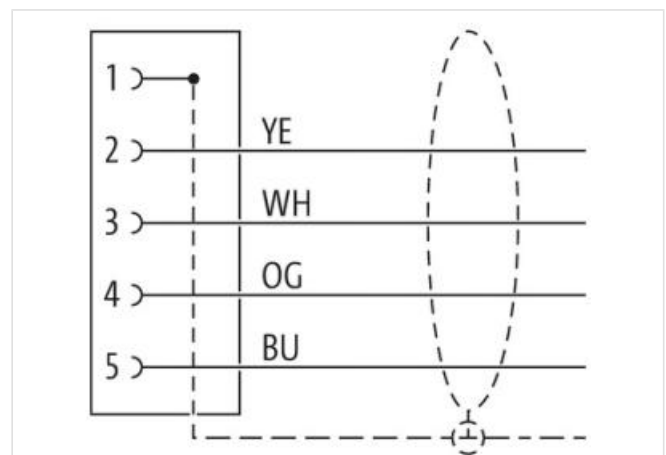
M12, 5-pole

with cable sleeves

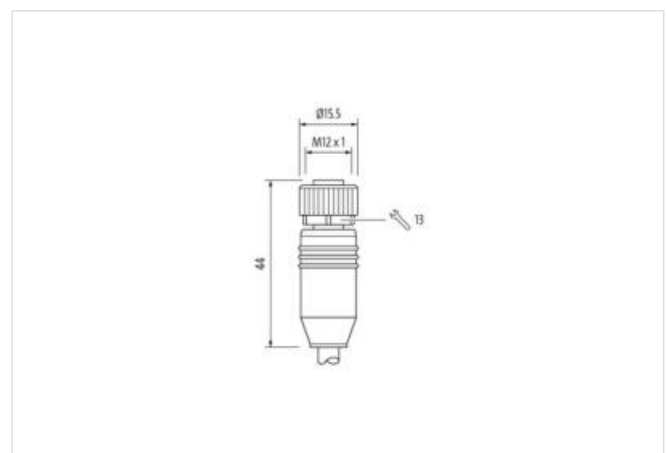
Plastic housings with good resistance against chemicals and oils.

The resistance to aggressive media should be individually tested for your application. Further details on request.

Further cable lengths on request.

[Link to Product](#)**Illustration**

Product may differ from Image



Cable length 0,5 m

Side 1

Tightening torque 0,6 Nm

The information in this Product-PDF has been compiled with the utmost care.

Liability for the correctness completeness and topicality of the information is restricted to gross negligence. Version: 2024-05-19

Murrelektronik Inc. | 1327 Northbrook Parkway, Suite 460 | Suwanee, GA 30024 | Fon +1 770 497-9292 | Fax +1 770 497-9391 | shop@murrinc.com | shop.murrinc.com

| | |
|--------------------------|-------------------|
| Mounting method | inserted, screwed |
| Family construction form | M12 |
| Thread | M12 x 1 |
| Cable outlet | straight |
| Coding | A |
| No. of poles | 5 |
| Width across flats | SW13 |

Side 2

| | |
|---------------------------|----------------|
| Stripping length (jacket) | 20 mm |
| Family construction form | free cable end |

Commercial data

| | |
|-----------------------|---------------|
| ECLASS-6.0 | 27061801 |
| ECLASS-7.0 | 27061801 |
| ECLASS-8.0 | 27061801 |
| ECLASS-9.0 | 27061801 |
| ECLASS-10.1 | 27060307 |
| ECLASS-11.1 | 27060307 |
| ECLASS-12.0 | 27060307 |
| ETIM-5.0 | EC001855 |
| customs tariff number | 85444290 |
| GTIN | 4048879779128 |
| Packaging unit | 1 |

Electrical data | Supply

| | |
|------------------------------------|------|
| Operating voltage AC max. | 60 V |
| Operating voltage DC max. | 60 V |
| Current operating per contact max. | 4 A |

Diagnostics

| | |
|-----------------------|----|
| Status indication LED | no |
|-----------------------|----|

Installation | Connection

| | |
|---------------------------|-------|
| Stripping length (jacket) | 20 mm |
|---------------------------|-------|

Device protection | Electrical

| | |
|--|-------------------|
| Degree of protection (EN IEC 60529) | IP65, IP67, IP66K |
| Additional condition protection degree | inserted, screwed |
| Pollution Degree | 3 |
| Rated surge voltage | 1,5 kV |
| Material group (IEC 60664-1) | I |

Mechanical data

| | |
|-----------------------------|---------|
| Contour for corrugated hose | without |
|-----------------------------|---------|

Mechanical data | Material data

| | |
|---------------------------|------------------|
| Coating locking | Nickeled |
| Coating of fitting | nickel plated |
| Material housing | PUR |
| Locking material | Zinc die-casting |
| Material screw connection | Zinc die-casting |

Mechanical data | Mounting data

| | |
|-----------------|---------------------------------------|
| Mounting method | inserted, screwed, Shaking protection |
|-----------------|---------------------------------------|

Environmental characteristics | Climatic

| | |
|--|----------------------------|
| Operating temperature min. | -25 °C |
| Operating temperature max. | 85 °C |
| Additional condition temperature range | depending on cable quality |

| Important installation notes | |
|---|---|
| Note on strain relief | Protect the connectors by suitable measures from mechanical loads, e.g. by the usage of cable ties. |
| Note on bending radius | Attention: Observe the permissible bending radii when laying cables, as the IP protection class can be endangered by excessive bending forces. |
| Conformity | |
| Product standard | DIN EN 61076-2-101 (M12) |
| Installation Cable | |
| wire arrangement | white, yellow, blue, orange |
| Cable identification | R66 |
| Jacket Color | black |
| Amount stranding | 1 |
| Stranding | 4 wires twisted |
| Cable shielding (type) | copper braid, tinned |
| Banding | Foil, Plastic strip |
| wire arrangement | white, yellow, blue, orange |
| Cable weight | 77 g/m |
| Material jacket | Radox EM 104 |
| Freedom from ingredients (jacket) | lead-free, CFC-free, halogen-free |
| Outer-diameter (jacket) | 6,6 mm |
| Tolerance outer diameter (sheath) | ± 5 % |
| Material wire insulation | Radox Foam |
| Amount wires | 4 |
| Outer diameter insulation | 1,55 mm |
| Outer diameter tolerance core insulation | ± 5 % |
| Ingredient freeness wire insulation | lead-free, CFC-free, halogen-free |
| Amount strands (wire) | 7 |
| Diameter of single wires | 22 AWG |
| Conductor crosssection (wire) | 22 AWG |
| Material conductor wire | Copper strand, silver plated |
| Nominal voltage AC max. | 300 V |
| Current load capacity (standard) | to DIN VDE 0298-4 |
| Current load capacity min. wire | 4,8 A |
| Characteristic impedance | 100 Ω ± 5 % @ 100 MHz |
| Electrical resistance line constant wire | 54,4 Ω/km @ 20 °C |
| AC withstand voltage (wire - wire) | 2 kV @ 300 s |
| Electrical capacity line constant (wire - wire) | 65000 pF/km |
| Electrical capacity line constant (wire - shield) | 100000 pF/km |
| Power frequency withstand voltage (wire - jacket) | 2 kV @ 300 s |
| AC withstand voltage (wire - shield) | 2 kV @ 300 s |
| Min. operating temperature (static) | -50 °C |
| Max. operating temperature (fixed) | 90 °C |
| Operating temperature min. (dynamic) | -40 °C |
| Operating temperature max. (dynamic) | 90 °C |
| UV resistance | DIN EN ISO 4892-2 A |
| Flame resistance | UL 1581 § 1100 FT2 IEC 60332-2-2 UL 1581 § 1090 |
| chemical resistance | Good, application-related testing |
| Gasoline resistance | Good, application-related testing |
| Oil resistance | Good, application-related testing DIN EN 60811-404 |
| Bending radius (fixed) | 6 x Outer diameter |
| Bending radius (dynamic) | 10 x Outer diameter |