

MOSA M12 female 0° field-wireable (IDC)

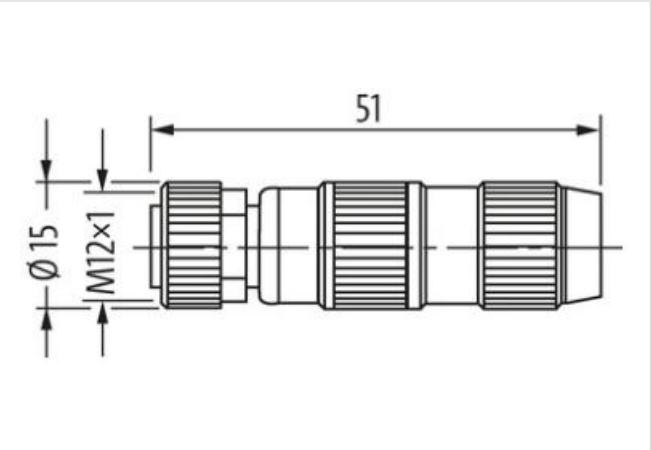
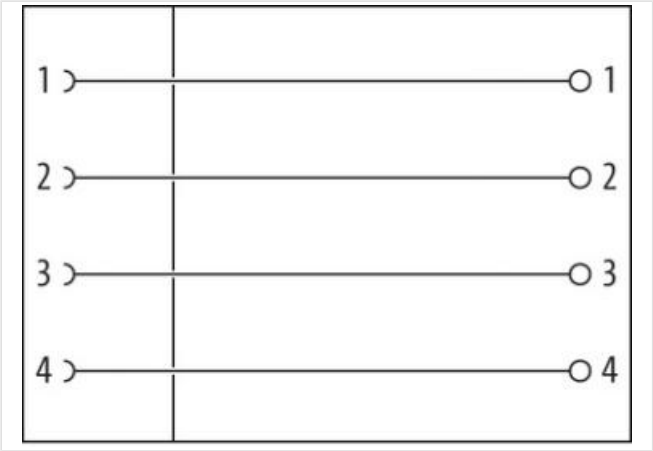
4-pole 0.25...0.5mm²

Customized printing and packaging
Female straight
M12, 4-pole
IDC terminals

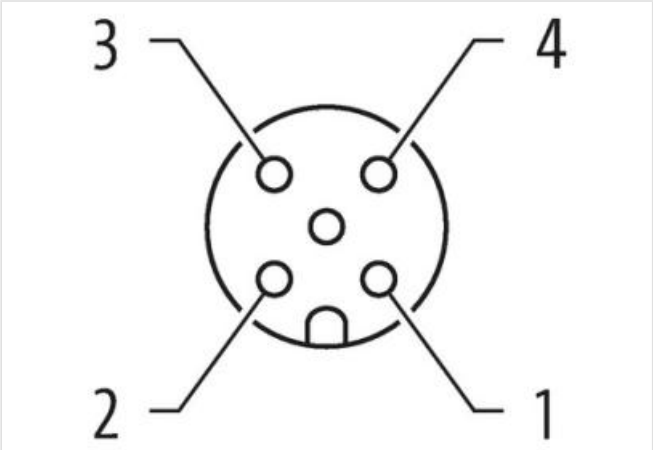
Connection cross section: 0.25...0.5 mm²
The resistance to aggressive media should be individually tested for your application. Further details on request.

Link to Product

Illustration



Product may differ from Image



Side 1	
Family construction form	M12
Coding	A
Material contact	Copper alloy
No. of poles	4

Width across flats	SW13
Degree of protection (EN IEC 60529)	IP67
Commercial data	
ECLASS-6.0	27279221
ECLASS-7.0	27440104
ECLASS-8.0	27440104
ECLASS-9.0	27440102
ECLASS-10.1	27440102
ECLASS-11.1	27440102
ECLASS-12.0	27440116
ETIM-5.0	EC001855
customs tariff number	85366990
GTIN	4048879848718
Packaging unit	10
Electrical data Supply	
Operating voltage AC max.	32 V
Operating voltage DC max.	32 V
Current operating per contact max.	4 A
Diagnostics	
Status indication LED	no
Installation	
Connection cross section min.	0,25 mm ²
Connection cross section max.	0,5 mm ²
Single wire diameter min.	0,1 mm
Installation Connection	
Wire insulation diameter min.	1,2 mm
Wire insulation diameter max.	1,6 mm
Tightening torque	0,6 Nm
Mounting set	M12 x 1
Device protection Electrical	
Additional condition protection degree	screwed, mounted
Pollution Degree	3
Rated surge voltage	0,8 kV
Material group (IEC 60664-1)	III
Mechanical data Material data	
Coating contact	gold plated
Coating of fitting	nickel plated
Material gasket	FKM
Material screw connection	Zinc die-casting
Mechanical data Mounting data	
Mounting method	inserted, screwed, Shaking protection
Clamping range min.	4 mm
Clamping range max.	5,1 mm
Environmental characteristics Climatic	
Operating temperature min.	-25 °C
Operating temperature max.	85 °C
Important installation notes	
Note on strain relief	Protect the connectors by suitable measures from mechanical loads, e.g. by the usage of cable ties.
Note on bending radius	Attention: Observe the permissible bending radii when laying cables, as the IP protection class can be endangered by excessive bending forces.
Conformity	

Product standard

DIN EN 61076-2-101 (M12)