

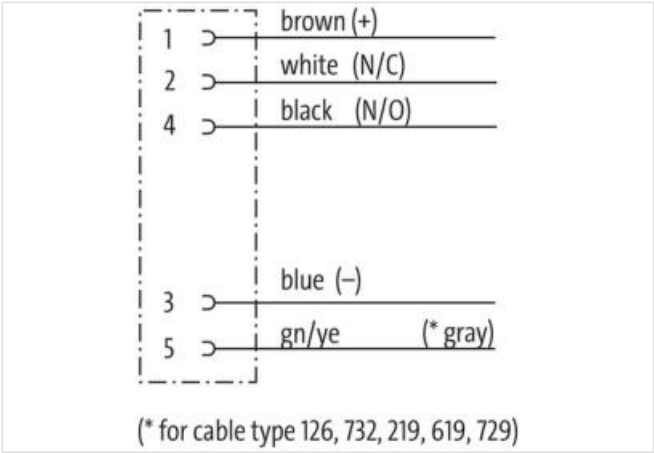

M12 female 0° A-cod. with cable

TPE 5x18AWG ye UL/CSA. ITC/PLTC 5m

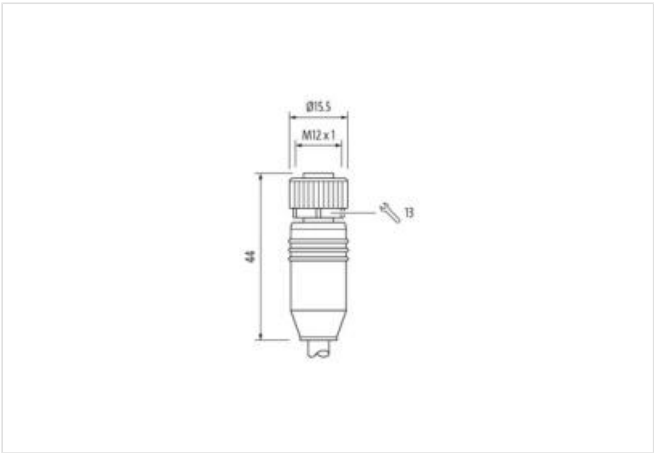
Female straight  
Cable is approved for 600 V  
M12, 5-pole  
USA  
Cable is approved for 600 V  
Plastic housings with good resistance against chemicals and oils.  
The resistance to aggressive media should be individually tested for your application. Further details on request.  
Further cable lengths on request.

Link to Product

Illustration



Product may differ from Image



Cable length 5 m

Side 1

|                                     |                   |
|-------------------------------------|-------------------|
| Tightening torque                   | 0,6 Nm            |
| Mounting method                     | inserted, screwed |
| Family construction form            | M12               |
| Thread                              | M12 x 1           |
| Coding                              | A                 |
| No. of poles                        | 5                 |
| Width across flats                  | SW13              |
| Degree of protection (EN IEC 60529) | IP65, IP66K, IP67 |

**Side 2**

|                           |       |
|---------------------------|-------|
| Stripping length (jacket) | 20 mm |
|---------------------------|-------|

**Commercial data**

|                       |               |
|-----------------------|---------------|
| ECLASS-6.0            | 27279218      |
| ECLASS-7.0            | 27279218      |
| ECLASS-8.0            | 27279218      |
| ECLASS-9.0            | 27060311      |
| ECLASS-10.1           | 27060311      |
| ECLASS-11.1           | 27060311      |
| ECLASS-12.0           | 27060311      |
| ETIM-5.0              | EC001855      |
| customs tariff number | 85444290      |
| GTIN                  | 4048879532037 |
| Packaging unit        | 1             |

**Electrical data | Supply**

|                                    |       |
|------------------------------------|-------|
| Operating voltage AC max.          | 125 V |
| Operating voltage DC max.          | 125 V |
| Operating voltage AC (UL-listed)   | 30 V  |
| Operating voltage DC (UL-listed)   | 30 V  |
| Current operating per contact max. | 4 A   |

**Installation | Connection**

|                           |       |
|---------------------------|-------|
| Stripping length (jacket) | 20 mm |
|---------------------------|-------|

**Device protection | Electrical**

|  |                   |
|--|-------------------|
| Additional condition protection degree | inserted, screwed |
| Pollution Degree                       | 3                 |
| Rated surge voltage                    | 1,5 kV            |
| Material group (IEC 60664-1)           | I                 |

**Mechanical data | Material data**

|                  |                  |
|------------------|------------------|
| Coating locking  | Nickel           |
| Material housing | PUR              |
| Locking material | Zinc die-casting |

**Mechanical data | Mounting data**

|                 |                                       |
|-----------------|---------------------------------------|
| Mounting method | inserted, screwed, Shaking protection |
|-----------------|---------------------------------------|

**Environmental characteristics | Climatic**

|  |                            |
|--|----------------------------|
| Operating temperature min.             | -25 °C                     |
| Operating temperature max.             | 85 °C                      |
| Additional condition temperature range | depending on cable quality |

**Important installation notes**

|                        |   |
|------------------------|---|
| Note on strain relief  | Protect the connectors by suitable measures from mechanical loads, e.g. by the usage of cable ties.   |
| Note on bending radius | <b>Attention:</b> Observe the permissible bending radii when laying cables, as the IP protection class can be endangered by excessive bending forces. |

**Conformity**

Product standard DIN EN 61076-2-101 (M12)

| Installation   Cable                              |  |
|---|--|
| Cable identification                              | 161  |
| Jacket Color                                      | yellow   |
| Type of Certificate                               | cURus  |
| Amount stranding                                  | 1  |
| Stranding   | 5 wires around Core filler twisted                   |
| Filler  | yes  |
| wire arrangement                                  | brown, black, blue, white, green-yellow              |
| Cable weight                                      | 103,4 g/m  |
| Material jacket                                   | TPE  |
| Freedom from ingredients (jacket)                 | lead-free, CFC-free, halogen-free                    |
| Outer-diameter (jacket)                           | 7,75 mm  |
| Tolerance outer diameter (sheath)                 | ± 5 %  |
| Material wire insulation                          | PVC  |
| Amount wires                                      | 5  |
| Outer diameter insulation                         | 1,93 mm  |
| Outer diameter tolerance core insulation          | ± 5 %  |
| Ingredient freeness wire insulation               | lead-free, CFC-free                                  |
| Amount strands (wire)                             | 19   |
| Diameter of single wires                          | 18 AWG   |
| Conductor crosssection (wire)                     | 18 AWG   |
| Material conductor wire                           | Stranded copper wire, bare                           |
| Nominal voltage AC max.                           | 600 V  |
| Current load capacity (standard)                  | to DIN VDE 0298-4                                    |
| Current load capacity min. wire                   | 9 A  |
| Electrical resistance line constant wire          | 22,5 Ω/km  |
| AC withstand voltage (wire - wire)                | 4 kV @ 60 s  |
| Power frequency withstand voltage (wire - jacket) | 4 kV @ 60 s  |
| Min. operating temperature (static)               | -40 °C   |
| Max. operating temperature (fixed)                | 105 °C   |
| Operating temperature min. (dynamic)              | -20 °C   |
| Operating temperature max. (dynamic)              | 90 °C  |
| Flame resistance                                  | UL 1581 § 1100 FT2   UL 1581 § 1090   IEC 60332-2-2  |
| chemical resistance                               | Good, application-related testing                    |
| Gasoline resistance                               | Good, application-related testing                    |
| Oil resistance                                    | DIN EN 60811-404   Good, application-related testing |
| Bending radius (fixed)                            | 10 x Outer diameter                                  |
| Bending radius (dynamic)                          | 15 x Outer diameter                                  |
| Travel speed (C-track)                            | 10 Mio.  |
| No. of torsion cycles                             | 3 Mio.   |
| Torsion stress                                    | ± 180 °/m  |