

**M12 male 90° D-cod. / RJ45 0° shielded**

TPE 2x2x24AWG SF/UTP CAT5e bu UL/CSA. CM 0.6m

Ethernet CAT5

The resistance to aggressive media should be individually tested for your application. Further details on request.

Male 90° – male straight

M12 – RJ45, 4-pole

D-coded

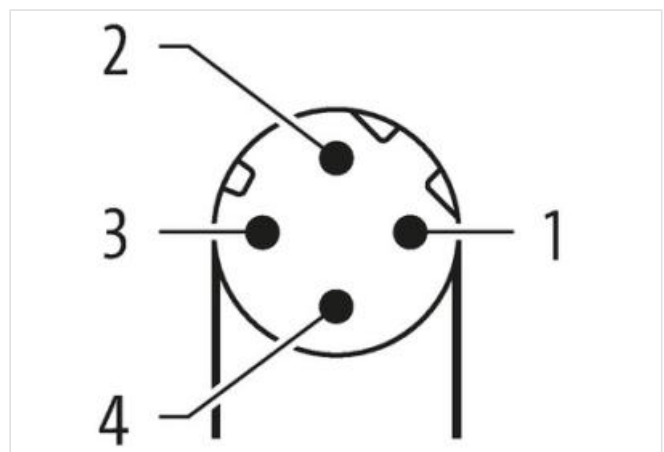
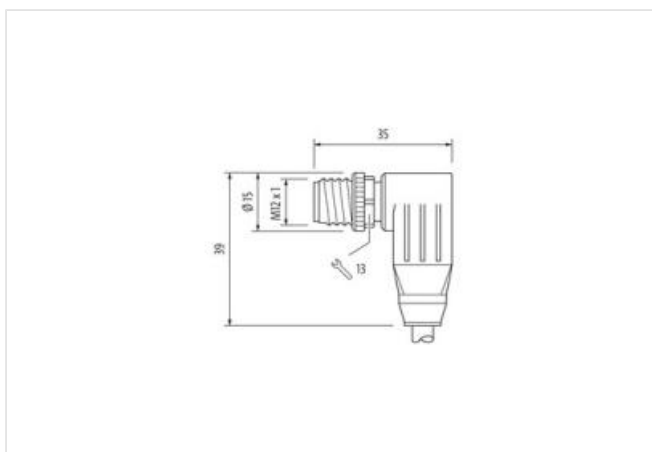
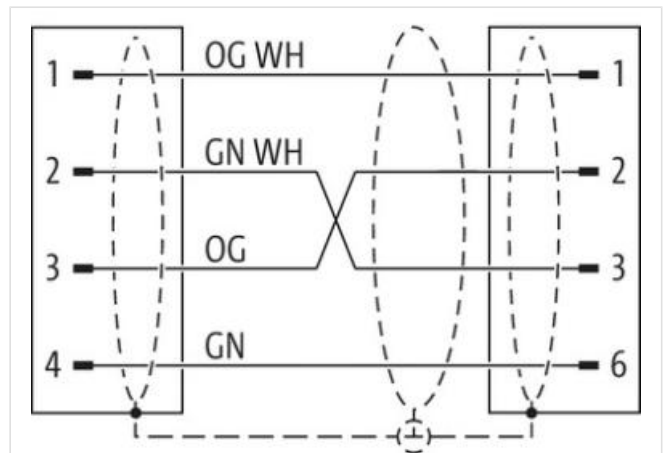

shielded

USA

without cable sleeves

Further cable lengths on request.

Plastic housings with good resistance against chemicals and oils.

[Link to Product](#)**Illustration**



Product may differ from Image



Cable length	0,6 m
Side 1	
Tightening torque	0,6 Nm
Mounting method	inserted, screwed
Family construction form	M12
Thread	M12 x 1
Cable outlet	angled
Coding	D
No. of poles	4
Width across flats	SW13
Degree of protection (EN IEC 60529)	IP67
Side 2	
Mounting method	pluggable
Family construction form	RJ45
Cable outlet	straight
No. of poles	4
Degree of protection (EN IEC 60529)	IP20
Commercial data	
ECLASS-6.0	27061801
ECLASS-7.0	27061801
ECLASS-8.0	27061801
ECLASS-9.0	27061801
ECLASS-10.1	27060307
ECLASS-11.1	27060307
ECLASS-12.0	27060307
ETIM-5.0	EC002599
customs tariff number	85444290
GTIN	4048879651004
Packaging unit	1
Electrical data   Supply	
Operating voltage DC max.	60 V
Current operating per contact max.	1,5 A

<b>Industrial communication</b>	
Transfer parameters	CAT5, Class D (ISO/IEC 11801:2002), (EN 50173-1)
Data transmission rate max.	100 MBit/s
<b>Industrial communication   Ethernet functionality</b>	
duplex	Full duplex
<b>Device protection   Electrical</b>	
Additional condition protection degree	inserted, screwed
Pollution Degree	3
Rated surge voltage	1 kV
Material group (IEC 60664-1)	I
<b>Mechanical data</b>	
Contour for corrugated hose	without
<b>Mechanical data   Material data</b>	
Locking screw coating	Nickel
Locking material screw	Zinc die-casting
<b>Environmental characteristics   Climatic</b>	
Operating temperature min.	-25 °C
Operating temperature max.	85 °C
Additional condition temperature range	depending on cable quality
<b>Important installation notes</b>	
Note on strain relief	Protect the connectors by suitable measures from mechanical loads, e.g. by the usage of cable ties.
Note on bending radius	<b>Attention:</b> Observe the permissible bending radii when laying cables, as the IP protection class can be endangered by excessive bending forces.
<b>Conformity</b>	
Product standard	DIN EN 61076-2-101 (M12)
<b>Installation   Cable</b>	
Cable identification	S4U
Jacket Color	teal
Type of Certificate	cURus
Amount stranding	2
Stranding	2 wires twisted
Stranding (type 2)	2 Stranded joints twisted
Cable shielding (type)	Metal fleece
Cable shielding (coverage)	75 %
Banding	Fleece
wire arrangement	(orange-white, orange), (green-white, green)
Cable weight	55,66 g/m
Material jacket	TPE
Freedom from ingredients (jacket)	lead-free, CFC-free
Outer-diameter (jacket)	6,6 mm
Tolerance outer diameter (sheath)	± 5 %
Material wire insulation	HDPE
Amount wires	4
Outer diameter insulation	1,25 mm
Outer diameter tolerance core insulation	± 5 %
Shore hardness wire insulation	65 ± 3 Shore D
Ingredient freeness wire insulation	lead-free, cadmium-free, CFC-free, halogen-free, silicone-free
Amount strands (wire)	7
Diameter of single wires	22 AWG
Conductor crosssection (wire)	24 AWG
Material conductor wire	copper stranded wire, tinned

Nominal voltage AC max.	300 V
Current load capacity (standard)	to DIN VDE 0298-4
Current load capacity min. wire	4,8 A
Electrical resistance line constant wire	59 $\Omega$ /km @ 20 °C
AC withstand voltage (wire - wire)	3 kV @ 60 s
Electrical capacity line constant (wire - wire)	49000 pF/km
Power frequency withstand voltage (wire - jacket)	3 kV @ 60 s
Min. operating temperature (static)	-40 °C
Max. operating temperature (fixed)	80 °C
Operating temperature min. (dynamic)	-5 °C
Operating temperature max. (dynamic)	70 °C
Flame resistance	UL 1581 § 1100 FT2   UL 1581 § 1090   IEC 60332-2-2
chemical resistance	Good, application-related testing
Gasoline resistance	Good, application-related testing
Oil resistance	DIN EN 60811-404   Good, application-related testing
Bending radius (installation)	x Outer diameter
Bending radius (fixed)	7 x Outer diameter
Bending radius (dynamic)	12 x Outer diameter