

M8 male 0° / M8 female 0°

TPE 4x22AWG ye UL/CSA, ITC/PLTC 2m

USA

Male straight – female straight

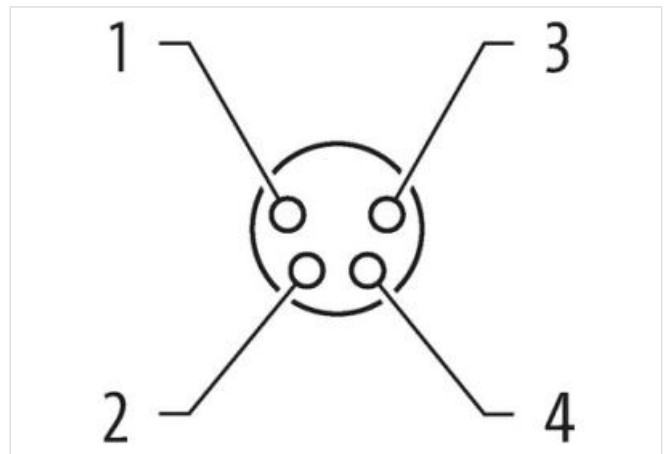
M8 – M8, 4-pole

without cable sleeves

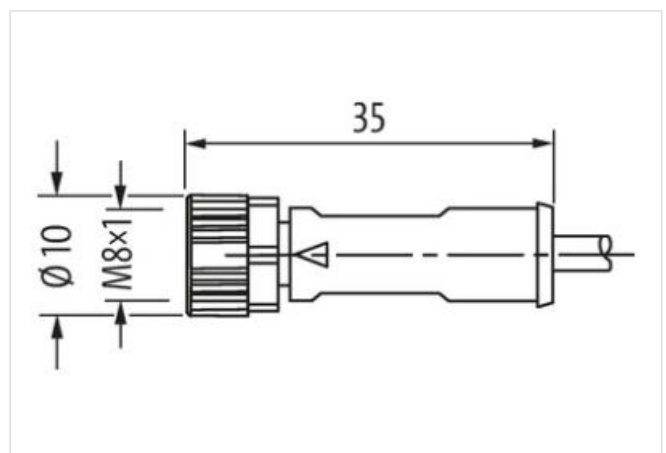
Further cable lengths on request.

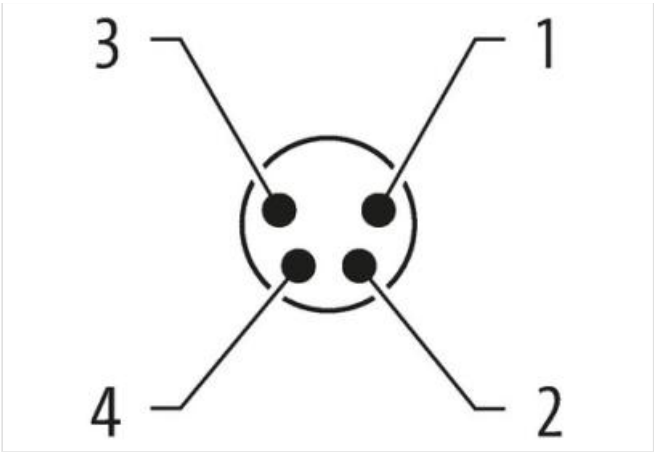
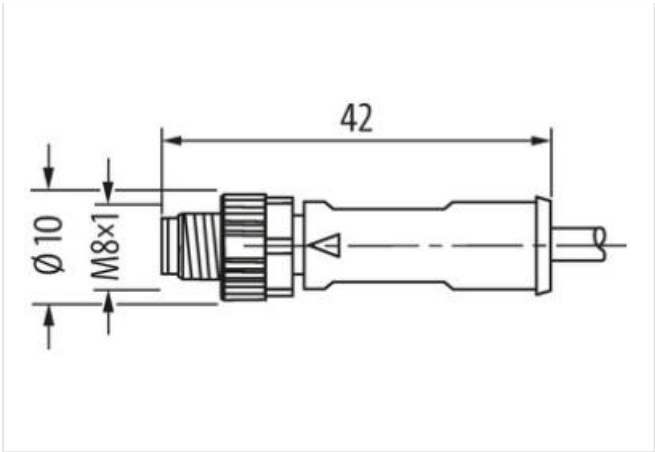
Plastic housings with good resistance against chemicals and oils.

The resistance to aggressive media should be individually tested for your application. Further details on request.

[Link to Product](#)**Illustration**

1	BN	1
2	WH	2
3	BU	3
4	BK	4





Product may differ from Image



Cable length	2 m
Side 1	
Tightening torque	0,4 Nm
Mounting method	inserted, screwed
Family construction form	M8
Thread	M8 x 1
suitable for corrugated tube (internal Ø)	10 mm
No. of poles	4
Width across flats	SW9
Side 2	
Tightening torque	0,4 Nm
Mounting method	inserted, screwed
Family construction form	M8
Thread	M8 x 1
No. of poles	4
Commercial data	
ECLASS-6.0	27279218
ECLASS-7.0	27279218
ECLASS-8.0	27279218
ECLASS-9.0	27060311
ECLASS-10.1	27060311
ECLASS-11.1	27060311
ECLASS-12.0	27060311
ETIM-5.0	EC001855
customs tariff number	85444290
GTIN	4048879759229
Packaging unit	1
Electrical data Supply	
Operating voltage AC max.	50 V
Operating voltage DC max.	60 V
Operating voltage AC (UL-listed)	30 V
Operating voltage DC (UL-listed)	30 V

Current operating per contact max. 4 A

Diagnostics

Status indication LED no

Device protection | Electrical

Degree of protection (EN IEC 60529) IP65, IP67, IP68, IP66K

Additional condition protection degree inserted, screwed

Pollution Degree 3

Rated surge voltage 1,5 kV

Material group (IEC 60664-1) I

Mechanical data | Material data

Coating locking nut nickel plated

Locking screw coating nickel plated

Material housing PUR

Locking nut material Zinc die-casting

Locking material screw Brass

Mechanical data | Mounting data

Mounting method inserted, screwed, Shaking protection

Environmental characteristics | Climatic

Operating temperature min. -25 °C

Operating temperature max. 85 °C

Additional condition temperature range depending on cable quality

Important installation notes

Note on strain relief Protect the connectors by suitable measures from mechanical loads, e.g. by the usage of cable ties.

Note on bending radius **Attention:** Observe the permissible bending radii when laying cables, as the IP protection class can be endangered by excessive bending forces.

Conformity

Product standard DIN EN 61076-2-114 (M8)

Installation | Cable

Cable identification U04

Jacket Color yellow

Type of Certificate cURus

Amount stranding 1

Stranding 4 wires twisted

wire arrangement brown, black, blue, white

Cable weight 49,5 g/m

Material jacket TPE

Freedom from ingredients (jacket) lead-free, CFC-free, halogen-free

Outer-diameter (jacket) 5,36 mm

Tolerance outer diameter (sheath) ± 5 %

Material wire insulation PVC

Amount wires 4

Outer diameter insulation 1,27 mm

Outer diameter tolerance core insulation ± 5 %

Ingredient freeness wire insulation lead-free, CFC-free

Amount strands (wire) 19

Diameter of single wires 22 AWG

Conductor crosssection (wire) 22 AWG

Material conductor wire Stranded copper wire, bare

Nominal voltage AC max. 300 V

Current load capacity (standard) to DIN VDE 0298-4

Current load capacity min. wire 4,8 A

Electrical resistance line constant wire	46,9 Ω /km @ 20 °C
AC withstand voltage (wire - wire)	2 kV @ 60 s
Power frequency withstand voltage (wire - jacket)	2 kV @ 60 s
Min. operating temperature (static)	-40 °C
Max. operating temperature (fixed)	105 °C
Operating temperature min. (dynamic)	-20 °C
Operating temperature max. (dynamic)	90 °C
Flame resistance	IEC 60332-2-2 UL 1581 § 1100 FT2 UL 1581 § 1090
chemical resistance	Good, application-related testing
Gasoline resistance	Good, application-related testing
Oil resistance	DIN EN 60811-404 Good, application-related testing
Bending radius (fixed)	5 x Outer diameter
Bending radius (dynamic)	10 x Outer diameter
Travel speed (C-track)	10 Mio.
No. of torsion cycles	3 Mio.
Torsion stress	\pm 180 °/m