

M12 Power L-coded 5pol. female 0° with cable

TPE 5x16AWG ye UL/CSA, TC-ER, IEC 1.5m

USA

Power

Female straight

M12, 5-pole

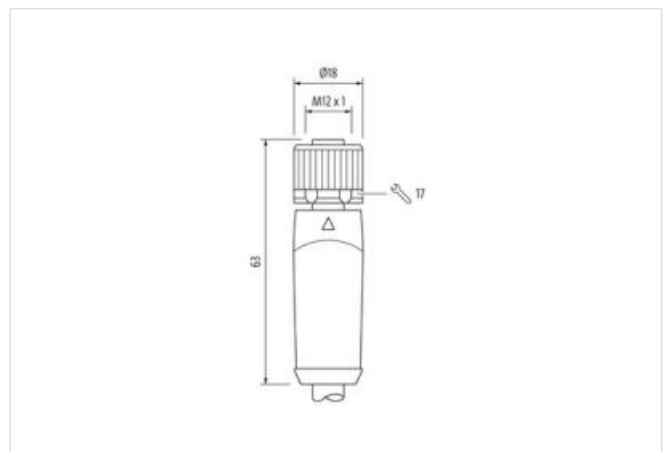
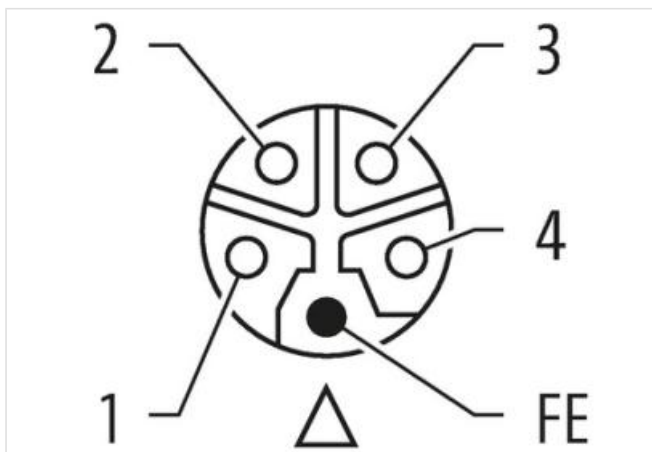
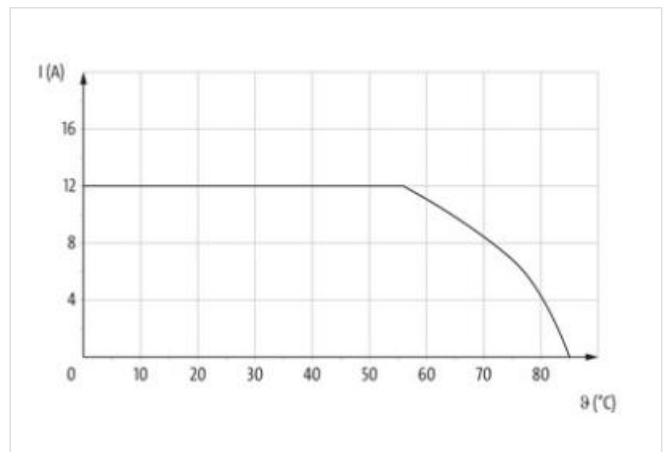

L-coded

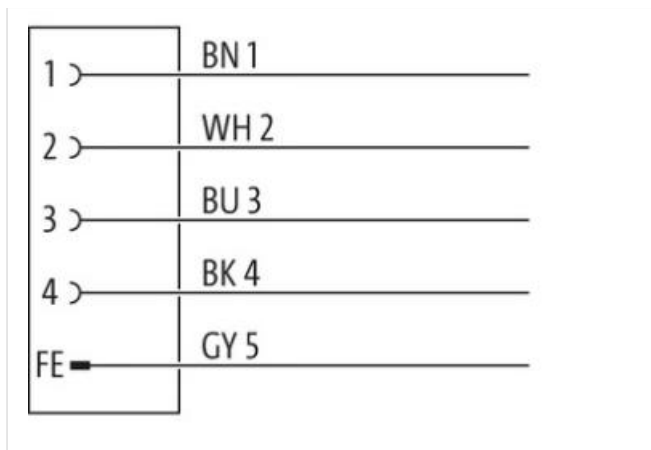
without cable sleeves

Plastic housings with good resistance against chemicals and oils.

The resistance to aggressive media should be individually tested for your application. Further details on request.

Further cable lengths on request.

[Link to Product](#)**Illustration**



Product may differ from Image



Cable length	1,5 m
--------------	-------

Side 1

Tightening torque	0,6 Nm
Mounting method	inserted, screwing
Coating contact	gold plated
Family construction form	M12P
Thread	M12 x 1
suitable for corrugated tube (internal Ø)	16 mm
Coding	L
Material contact	Copper alloy
No. of poles	5
Width across flats	SW17
Degree of protection (EN IEC 60529)	IP65, IP67

Side 2

Stripping length (jacket)	100 mm
---------------------------	--------

Commercial data

ECLASS-6.0	27279218
ECLASS-6.1	27279218
ECLASS-7.0	27279218
ECLASS-8.0	27279218
ECLASS-9.0	27060327
ECLASS-10.1	27060311
ECLASS-11.1	27060311
ECLASS-12.0	27060327
ETIM-5.0	EC001855
customs tariff number	85444290
GTIN	4048879822879
Packaging unit	1

Electrical data | Supply

Operating voltage DC max.	63 V
Current operating per contact max.	12 A

Diagnostics

The information in this Product-PDF has been compiled with the utmost care.
 Liability for the correctness completeness and topicality of the information is restricted to gross negligence. Version: 2024-05-19

Status indication LED no

Installation | Connection

Stripping length (jacket) 100 mm
 Tightening torque 0,6 Nm
 Width across flats SW17

Installation | Pin assignment

Coding L

Device protection | Electrical

Degree of protection (EN IEC 60529) IP65, IP67
 Additional condition protection degree inserted, screwed
 Pollution Degree 3
 Rated surge voltage 1,5 kV
 Material group (IEC 60664-1) I

Mechanical data | Material data

Coating locking Nickerled
 Material gasket FKM
 Material housing PUR
 Locking material Zinc die-casting

Mechanical data | Mounting data

Mounting method inserted, screwed, Shaking protection

Environmental characteristics | Climatic

Operating temperature min. -25 °C
 Operating temperature max. 85 °C
 Additional condition temperature range depending on cable quality

Conformity

Product standard IEC 61076-2-111

Installation | Cable

Cable identification U0D
 Jacket Color yellow
 Type of Certificate cURus
 Amount stranding 1
 Stranding 5 wires around Filler twisted
 Banding Foil
 Filler yes
 wire arrangement brown, black, blue, white, gray
 Cable weight 144,1 g/m
 Material jacket TPE
 Freedom from ingredients (jacket) lead-free, CFC-free, halogen-free
 Outer-diameter (jacket) 9,78 mm
 Tolerance outer diameter (sheath) $\pm 5\%$
 Material wire insulation PVC
 Amount wires 5
 Outer diameter insulation 2,62 mm
 Outer diameter tolerance core insulation $\pm 5\%$
 Ingredient freeness wire insulation lead-free, CFC-free
 Amount strands (wire) 65
 Diameter of single wires 16 AWG
 Conductor crosssection (wire) 16 AWG
 Material conductor wire Stranded copper wire, bare
 Nominal voltage AC max. 600 V
 Current load capacity (standard) according to NFPA-70 (NEC) : 400.5(A) (1-3)

Current load capacity min. wire	8 A
Electrical resistance line constant wire	13,2 Ω /km @ 20 °C
AC withstand voltage (wire - wire)	6 kV @ 60 s
Power frequency withstand voltage (wire - jacket)	6 kV @ 60 s
Min. operating temperature (static)	-50 °C
Max. operating temperature (fixed)	105 °C
Operating temperature min. (dynamic)	-20 °C
Operating temperature max. (dynamic)	90 °C
Flame resistance	IEC 60332-2-2 UL 1581 § 1090 UL 1581 § 1100 FT2
chemical resistance	Good, application-related testing
Gasoline resistance	Good, application-related testing
Oil resistance	DIN EN 60811-404 Good, application-related testing
Bending radius (fixed)	8 x Outer diameter
Bending radius (dynamic)	10 x Outer diameter
Travel speed (C-track)	2 Mio.