

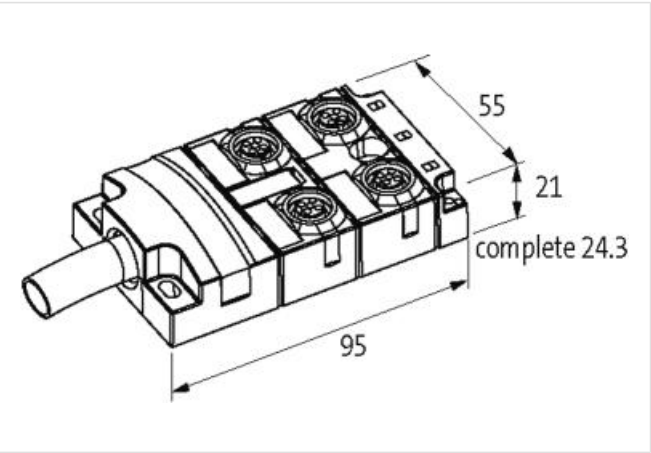

MVP-METALL, 4XM12, 5POLE, PRE-WIRED CABLE

3.0m PUR 8x0,5+3x1,0, UL/CSA

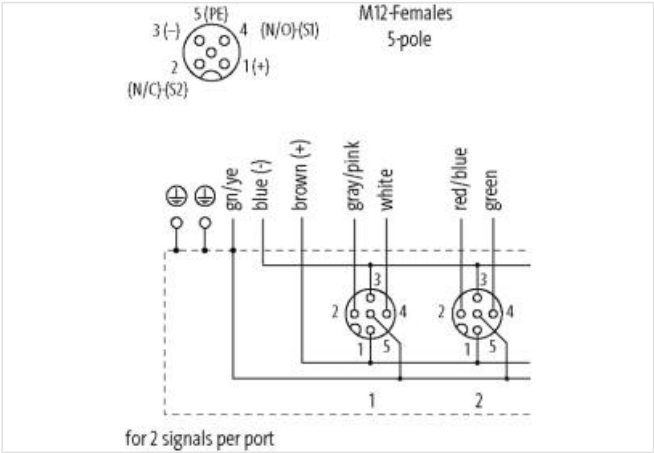
4-way, 5-pole
Without LED for analog signals up to 48 V AC/DC
3.0 m
Further cable lengths on request.
Replaces identical product (Art.No. 27476)

Link to Product

Illustration



Product may differ from Image



| Commercial data | |
|-----------------|----------|
| ECLASS-6.0 | 27279219 |
| ECLASS-6.1 | 27279219 |
| ECLASS-7.0 | 27279219 |
| ECLASS-8.0 | 27279219 |
| ECLASS-9.0 | 27440108 |

| | |
|-----------------------|---------------|
| ECLASS-10.1 | 27440108 |
| ECLASS-11.1 | 27440108 |
| ECLASS-12.0 | 27440108 |
| ETIM-5.0 | EC002585 |
| customs tariff number | 85444290 |
| GTIN | 4048879350914 |
| Packaging unit | 1 |

Electrical data | Supply

| | |
|------------------------------------|------|
| Operating voltage AC max. | 48 V |
| Operating voltage DC max. | 48 V |
| Current operating per contact max. | 4 A |

Installation | Connection

| | |
|--------------|---------|
| Mounting set | M12 x 1 |
|--------------|---------|

Device protection | Electrical

| | |
|-------------------------------------|------------------|
| Degree of protection (EN IEC 60529) | IP65, IP67, IP68 |
|-------------------------------------|------------------|

Mechanical data | Material data

| | |
|------------------|------------------|
| Coating housing | Nickel |
| Material housing | Zinc die-casting |

Mechanical data | Mounting data

| | |
|-----------------|----------------|
| Mounting method | Schraubgewinde |
|-----------------|----------------|

Environmental characteristics | Climatic

| | |
|--|----------------------------|
| Operating temperature min. | -25 °C |
| Operating temperature max. | 90 °C |
| Additional condition temperature range | depending on cable quality |

Installation | Cable

| | |
|--|--|
| Cable identification | 448 |
| Jacket Color | gray |
| Type of Certificate | cURus |
| Amount stranding | 1 |
| Stranding | 2 wires with Filler twisted |
| Stranding factor min. | 51 mm |
| Stranding factor max. | 51 mm |
| Amount stranding (type 2) | 1 |
| Stranding (type 2) | 9 wires around Stranding combination counter-rotating twisted |
| Stranding factor min. (type 2) | 100 mm |
| Stranding factor max. (type 2) | 100 mm |
| Banding | Fleece |
| Filler | yes |
| wire arrangement | white, yellow, (blue, brown, green-yellow, gray, gray-pink, red-blue, green, green-white, brown-green) |
| Cable weight | 146,3 g/m |
| Material jacket | PUR |
| Shore hardness jacket | 94 ± 5 Shore A |
| Freedom from ingredients (jacket) | lead-free, cadmium-free, CFC-free, halogen-free, silicone-free, LABS-free |
| Outer-diameter (jacket) | 9 mm |
| Tolerance outer diameter (sheath) | ± 5 % |
| Material wire insulation | TPE-E |
| Amount wires | 8 |
| Outer diameter insulation | 1,6 mm |
| Outer diameter tolerance core insulation | ± 5 % |
| Shore hardness wire insulation | 55 ± 3 Shore D |
| Ingredient freeness wire insulation | lead-free, cadmium-free, CFC-free, halogen-free, silicone-free, LABS-free |

| | |
|---|---|
| Amount strands (wire) | 64 |
| Diameter of single wires | 0,1 mm |
| Conductor crosssection (wire) | 0,5 mm ² |
| Material conductor wire | Stranded copper wire, bare |
| Conductor type (wire) | strand class 6 |
| Material wire insulation (Data) | TPE-E |
| Outer diameter wire insulation (Data) | 2,1 mm |
| Tolerance outer diameter wire insulation (data) | ± 5 % |
| Shore hardness wire insulation (Data) | 55 ± 3 Shore D |
| Ingredient freeness wire insulation (Data) | lead-free, cadmium-free, CFC-free, halogen-free, silicone-free, LABS-free |
| Amount wires (Data) | 3 |
| Amount strands wire (Data) | 128 |
| Diameter of single wires (Data) | 0,1 mm |
| Conductor crosssection wire (Data) | 1 mm ² |
| Material conductor wire (Data) | Stranded copper wire, bare |
| Wire conductor type (Data) | strand class 6 |
| Max. rated voltage (conductor - conductor) | 500 V |
| Max. rated voltage (conductor - ground) | 300 V |
| Current load capacity (standard) | to DIN VDE 0298-4 |
| Current load capacity min. wire | 5,9 A |
| Current load capacity min. Wire (Data) | 15 A |
| Electrical resistance line constant wire | 39 Ω/km @ 20 °C |
| Electrical resistance coating wire (Data) | 20 Ω/km @ 20 °C |
| AC withstand voltage (wire - wire) | 2 kV @ 60 s |
| Power frequency withstand voltage (wire - jacket) | 2 kV @ 60 s |
| Min. operating temperature (static) | -40 °C |
| Max. operating temperature (fixed) | 90 °C |
| Operating temperature min. (dynamic) | -40 °C |
| Operating temperature max. (dynamic) | 90 °C |
| Flame resistance | UL 1581 § 1090 UL 1581 § 1100 FT2 IEC 60332-2-2 |
| chemical resistance | Good, application-related testing |
| Gasoline resistance | Good, application-related testing |
| Oil resistance | DIN EN 60811-404 Good, application-related testing |
| Bending radius (installation) | x Outer diameter |
| Bending radius (fixed) | x Outer diameter |
| Bending radius (dynamic) | 10 x Outer diameter |
| Travel speed (C-track) | 5 Mio. @ 25 °C |
| No. of torsion cycles | 0,5 Mio. |
| Torsion stress | ± 180 °/m |

Connection type 2

| | |
|--------------------------|----------------|
| Family construction form | free cable end |
| No. of poles | 16 |
| Family construction form | M12 |
| Gender | female |
| Color contact carrier | black |
| Coding | A |
| No. of poles | 5 |
| PIN 1 | + |
| PIN 2 | NC S 2 |
| PIN 3 | - |
| PIN 4 | NO S 1 |
| PIN 5 | PE |