

EXACT8, 10XM8, 3 POLE PRE-WIRED CABLE

10.0m PUR/PVC 10\*0,34+2\*0,75

10.0 m

PUR/PVC

10-way, 3-pole

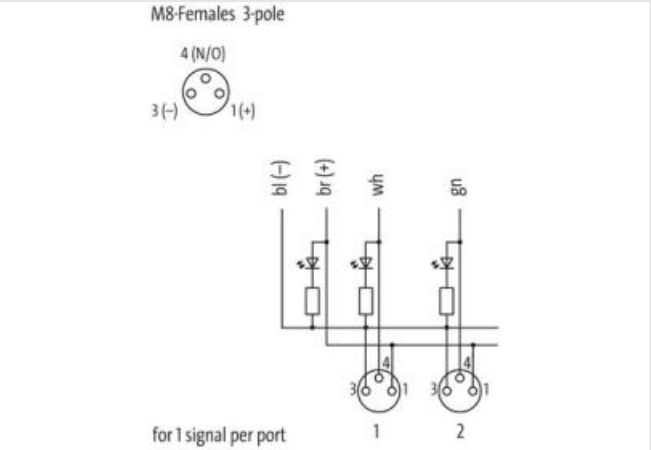
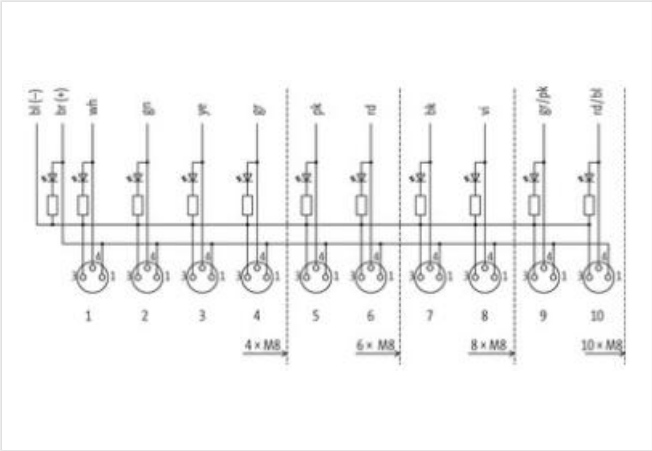
Further cable lengths on request.

Plastic housings with good resistance against chemicals and oils.

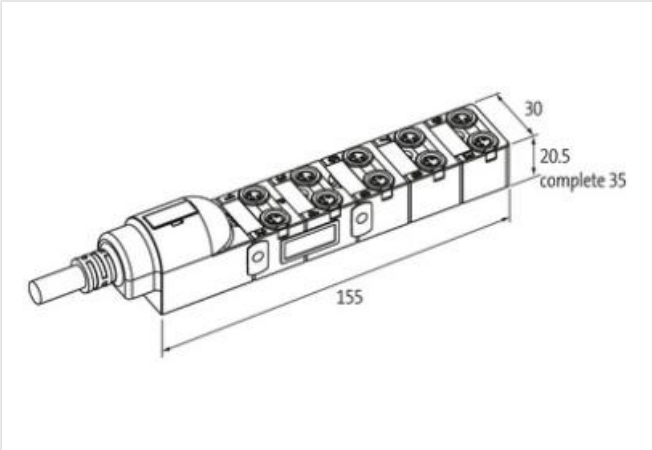
The resistance to aggressive media should be individually tested for your application. Further details on request.

Link to Product

Illustration



Product may differ from Image



Commercial data

|            |          |
|------------|----------|
| ECLASS-6.0 | 27279219 |
| ECLASS-6.1 | 27279219 |
| ECLASS-7.0 | 27279219 |
| ECLASS-8.0 | 27279219 |

|   |  |
|---|--|
| ECLASS-9.0                                      | 27440108   |
| ECLASS-10.1                                     | 27440108   |
| ECLASS-11.1                                     | 27440108   |
| ECLASS-12.0                                     | 27440108   |
| ETIM-5.0  | EC002585   |
| customs tariff number                           | 85444290   |
| GTIN  | 4048879056946  |
| Packaging unit                                  | 1  |
| <b>Electrical data   Supply</b>                 |  |
| Operating voltage DC                            | 24 V   |
| Current operating per contact max.              | 2 A  |
| Total current max.                              | 8 A  |
| <b>Industrial communication</b>                 |  |
| Number of signals per port                      | 1  |
| <b>Installation   Connection</b>                |  |
| Mounting set                                    | M8 x 1   |
| <b>Device protection   Electrical</b>           |  |
| Degree of protection (EN IEC 60529)             | IP65, IP67   |
| <b>Device protection   Media</b>                |  |
| Flame resistance                                | flame retardant  |
| <b>Mechanical data   Material data</b>          |  |
| Material housing                                | Plastic  |
| <b>Mechanical data   Mounting data</b>          |  |
| Mounting method                                 | Schraubgewinde   |
| <b>Environmental characteristics   Climatic</b> |  |
| Operating temperature min.                      | -20 °C   |
| Operating temperature max.                      | 80 °C  |
| Additional condition temperature range          | depending on cable quality   |
| <b>Installation   Cable</b>                     |  |
| STOOW style jacket                              | Hybrid, Signal, Power  |
| Cable identification                            | 385  |
| Cable Type                                      | 2  |
| Jacket Color                                    | gray   |
| Type of Certificate                             | cURus  |
| Amount stranding                                | 1  |
| Stranding                                       | 3 wires twisted  |
| Amount stranding (type 2)                       | 1  |
| Stranding (type 2)                              | 9 wires around Stranding combination twisted   |
| wire arrangement                                | red, black, violet, (red-blue, gray-pink, pink, gray, yellow, green, white, brown, blue) |
| Cable weight                                    | 113,3 g/m  |
| Material jacket                                 | PUR  |
| Shore hardness jacket                           | 87 ± 5 Shore A   |
| Freedom from ingredients (jacket)               | lead-free, cadmium-free, CFC-free, silicone-free   |
| Outer-diameter (jacket)                         | 8,3 mm   |
| Tolerance outer diameter (sheath)               | ± 5 %  |
| Material inner jacket                           | PVC  |
| Color (inner jacket)                            | gray   |
| Material wire insulation                        | PVC  |
| Amount wires                                    | 10   |
| Outer diameter insulation                       | 1,3 mm   |
| Outer diameter tolerance core insulation        | ± 5 %  |

|   |  |
|---|--|
| Shore hardness wire insulation                    | 43 ± 5 Shore D                                       |
| Material properties wire insulation               | good machinability                                   |
| Ingredient freeness wire insulation               | lead-free, cadmium-free, CFC-free, silicone-free     |
| Amount strands (wire)                             | 19   |
| Diameter of single wires                          | 15 mm  |
| Conductor crosssection (wire)                     | 0,34 mm <sup>2</sup>                                 |
| Material conductor wire                           | Stranded copper wire, bare                           |
| Conductor type (wire)                             | Strand class 5                                       |
| Traversing distance (C-track)                     | 5 m @ 25 °C  |
| Travel speed (C-track)                            | 2  |
| Material wire insulation (Power)                  | PVC  |
| Outer diameter wire insulation (Power)            | 1,8 mm   |
| Tolerance outer diameter wire insulation (Power)  | ±5 %   |
| Shore hardness wire insulation (Power)            | 43±5 Shore D   |
| Material properties wire insulation (Power)       | good machinability                                   |
| Ingredient freeness wire insulation (Power)       | lead-free, cadmium-free, CFC-free, silicone-free     |
| Amount strands wire (Power)                       | 24   |
| Diameter of single wires (Power)                  | 0,2 mm   |
| Wire conductor cross section (Power)              | 0,75 mm <sup>2</sup>                                 |
| Material conductor wire (Power)                   | Stranded copper wire, bare                           |
| Conductor type wire (Power)                       | Strand class 5                                       |
| Max. rated voltage (conductor - conductor)        | 300 V  |
| Max. rated voltage (conductor - ground)           | 300 V  |
| Current load capacity (standard)                  | to DIN VDE 0298-4                                    |
| Current load capacity min. wire                   | 4 A  |
| Loop resistance                                   | 7,8 A  |
| Electrical resistance line constant wire          | 57 Ω/km @ 20 °C                                      |
| Electrical resistance coating wire (Power)        | 26 Ω/km @20 °C                                       |
| AC withstand voltage (wire - wire)                | 2 kV @ 60 s  |
| Power frequency withstand voltage (wire - jacket) | 2 kV @ 60 s  |
| Min. operating temperature (static)               | -30 °C   |
| Max. operating temperature (fixed)                | 80 °C  |
| Operating temperature min. (dynamic)              | -5 °C  |
| Operating temperature max. (dynamic)              | 70 °C  |
| Flame resistance                                  | UL 1581 § 1100 FT2   IEC 60332-2-2   UL 1581 § 1090  |
| chemical resistance                               | Good, application-related testing                    |
| Gasoline resistance                               | Good, application-related testing                    |
| Oil resistance                                    | DIN EN 60811-404   Good, application-related testing |
| Bending radius (fixed)                            | 5 x Outer diameter                                   |
| Bending radius (dynamic)                          | 10 x Outer diameter                                  |
| Travel speed (C-track)                            | 2 Mio. @ 25 °C                                       |

#### Connection type 2

|                          |                |
|--------------------------|----------------|
| Family construction form | free cable end |
| No. of poles             | 12             |
| Family construction form | M8             |
| Gender                   | female         |
| Color contact carrier    | black          |
| Coding                   | A              |
| No. of poles             | 3              |
| PIN 1                    | +              |
| PIN 3                    | -              |
| PIN 4                    | S              |

